


金刚石冷压烧结锯片
冷压通用干型烧结片

Cold Pressed Sintered Segments Saw Blades / Dry





MACHINE TYPE: Suitabel for Portable Hand-Held Circular Saw, Cut-off Gas Saw

WORKINGPIECE: Professional dry Blades for granite, marble, concrete, Blocks, medium-hard building bricks, paving stabs, concrete roof tiles.

SIZE (Diameter x Arbor)	SIZE (Diameter x Arbor)	MAX RPM	Height of Segment	Width of Segment	STD PACK	PART #
4" x 7/8" - 20	105 x 22.23-20.0 mm	15,000	7/10/12 mm	1.7 mm	10	23898
4-1/2" x 7/8" - 20	115 x 22.23-20.0 mm	13,300	7/10/12 mm	1.8 mm	10	23901
5" x 7/8" - 20	125 x 22.23-20.0 mm	12,000	7/10/12 mm	2.0 mm	10	23914
6" x 7/8" - 20	150 x 22.23-20.0 mm	10,185	7/10/12 mm	2.1 mm	10	23927
7" x DM-7/8" - 20	180 x DM 22.23-20.0 mm	8,730	7/10/12 mm	2.2 mm	10	24030
8" x DM-7/8" - 20	200 x DM 22.23-20.0 mm	7,640	7/10/12 mm	2.4 mm	10	24043
9" x DM-7/8" - 20	230 x DM 22.23-20.0 mm	6,600	7/10/12 mm	2.4 mm	10	24056
10" x 1" - 20	250 x 25.40-20.0 mm	6,100	7/10/12 mm	2.6 mm	10	24069
12" x 1" - 20	300 x 25.40-20.0 mm	5,100	7/10/12 mm	3.6 mm	10	24072
14" x 1" - 20	350 x 25.40-20.0 mm	4,400	7/10/12 mm	3.6 mm	10	24085

金刚石冷压烧结锯片
冷压通用湿型烧结片

Cold Pressed Continuous Rim Saw Blades / Wet



MACHINE TYPE: Suitabel for Portable Hand-Held Circular Saw, Cut-off Gas Saw

WORKINGPIECE: Professional dry Blades for granite, marble, concrete, Blocks, medium-hard building bricks, paving stabs, concrete roof tiles.

SIZE (Diameter x Arbor)	SIZE (Diameter x Arbor)	MAX RPM	Height of Segment	Width of Segment	STD PACK	PART #
4" x 7/8" - 20	105 x 22.23-20.0 mm	15,000	5 / 7 / 10 mm	1.7 mm	10	24098
4-1/2" x 7/8" - 20	115 x 22.23-20.0 mm	13,300	5 / 7 / 10 mm	1.8 mm	10	24101
5" x 7/8" - 20	125 x 22.23-20.0 mm	12,000	5 / 7 / 10 mm	2.0 mm	10	24114
6" x 7/8" - 20	150 x 22.23-20.0 mm	10,185	5 / 7 / 10 mm	2.1 mm	10	24127
7" x DM-7/8" - 20	180 x DM 22.23-20.0 mm	8,730	5 / 7 / 10 mm	2.2 mm	10	24130
8" x DM-7/8" - 20	200 x DM 22.23-20.0 mm	7,640	5 / 7 / 10 mm	2.4 mm	10	24143
9" x DM-7/8" - 20	230 x DM 22.23-20.0 mm	6,600	5 / 7 / 10 mm	2.4 mm	10	24156
10" x 1" - 20	250 x 25.40-20.0 mm	6,100	5 / 7 / 10 mm	2.6 mm	10	24169